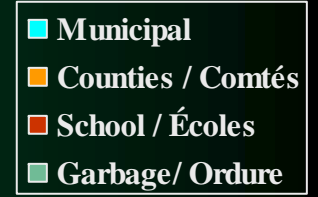
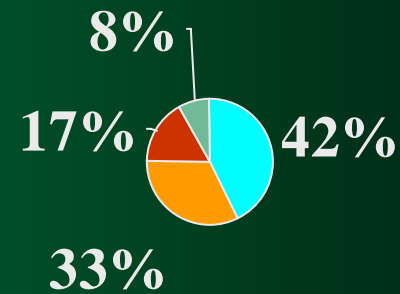




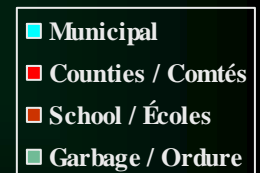
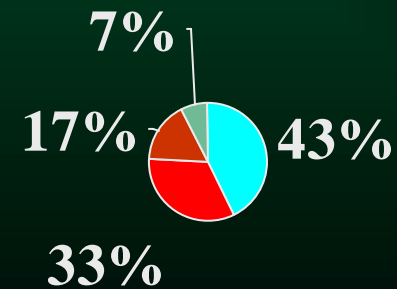
Residential 2007 compared to 2006/ Résidentiels 2007 comparatif à 2006

	2006	2007
Assessment Évaluation	150,000	150,000
Municipal	968.75	997.37
Counties Comtés	742.08	767.28
School Écoles	396.00	396.00
Garbage Ordures	175.00	175.00
Total	2281.83	2335.65

2006



2007



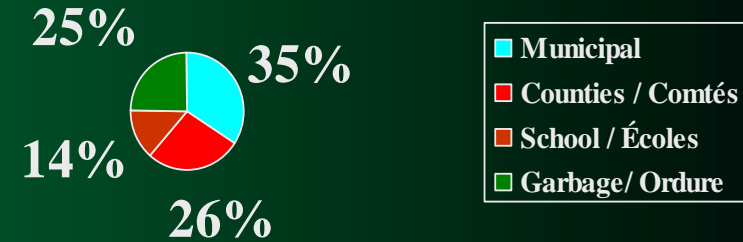


Farm 2007 compared to 2006

Agricole 2007 comparatif à 2006

	2006	2007
Assessment Évaluation	150,000	150,000
Municipal	242.19	249.34
Counties Comtés	185.52	191.82
School Écoles	99.00	99.00
Garbage Ordures	175.00	175.00
Total	701.71	715.16

2006



2007



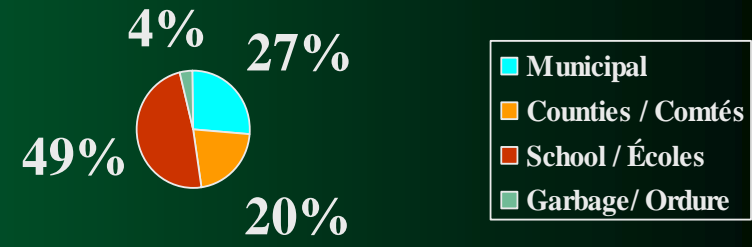


Commercial 2007 compared to 2006


Commercial 2007 comparatif à 2006

	2006	2007
Assessment Évaluation	150,000	150,000
Municipal	1,325.51	1,364.67
Counties Comtés	1,015.37	1,049.84
School Écoles	2,440.62	2,440.62
Garbage Ordures	175.00	175.00
Total	4,956.50	5,030.14

2006



2007



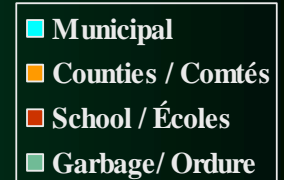
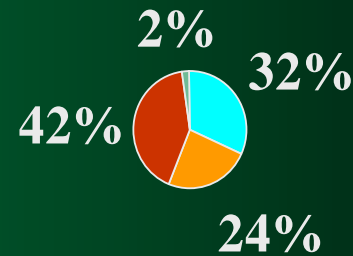


Industrial 2007 compared to 2006

Industrielle 2007 comparatif à 2006

	2006	2007
Assessment Evaluation	150,000	150,000
Municipal	2,690.69	2,717.19
Counties Comtés	1,995.86	2,085.10
School Écoles	3,493.50	3,491.77
Garbage Ordures	175.00	175.00
Total	8,328.42	8,469.06

2006



2007

