

February 20<sup>th</sup>, 2019

**Mme. Sarah Young, CET**  
Water Inspector, Provincial Officer #1888  
Drinking Water and Environmental Compliance Division  
Ministry of the Environment, Conservation and Parks

**Subject:**

**2018 - Annual Report for the St-Isidore Drinking Water System**

---

Dear Mme Young,

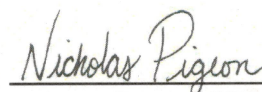
Please see attached, the summary report for the St-Isidore Drinking Water System that covers the period from January 1, 2018 to December 31, 2018.


This summary report has been completed in accordance with O. Reg. 170/03 Schedule 22 under the Safe Drinking Water Act. The target due date for this report is March 31<sup>st</sup>, 2019.


This summary report includes the quantities and flow rates of the water supplied by the Township of Alfred-Plantagenet to The Nation Municipality.

This report is also distributed to the Members of the Municipal Council and the Board of Directors of the Nation Municipality.

Sincerely,

  
Nicholas Pigeon, CET  
O.I.C. Water and Wastewater

  
Doug Renaud,  
Director of Water & Wastewater

  
Desmond Verasammy, CET  
Overall Responsible Operator

***In the preparation of this summary report, we have complied with the following requirements:***

- List the requirements of the Act, the regulations, the systems approval, drinking water works permit, municipal drinking water license and any orders applicable to the system that were not met at any time during the period covered by the report;
- For each requirement referred to in clause (a) that was not met, specify the duration of the failure and the measurements that were taken to correct the failure;
- A summary of the quantities and flow rates of the water supplied during the period covered by the report, including monthly average and maximum daily flows;
- A comparison of the summary referred to in paragraph 1 to the rated capacity and flow rates approved in the system approval, drinking water works permit or municipal drinking water license, or if the system is receiving all of its water from another system under an agreement pursuant to subsection 5 (4), to the flow rates specified in the written agreement.

***Comparison:***

During the period of January 1, 2018 and December 31, 2018:

- The maximum daily flow to the St. Isidore distribution system was 653 m<sup>3</sup>/day. This occurred in September, and it represented 51% of the rated available capacity of 1277 m<sup>3</sup>/day. The rated capacity is the amount of water that has been agreed upon to be supplied from the Alfred-Plantagenet Township to the Nation Municipality.
- The average daily distribution flow in the St. Isidore Drinking Water System was 317 m<sup>3</sup>/day.



**Drinking - Water Systems Regulation O. Reg.170/03**

**System Information**

<b>Drinking Water System Name:</b>	St-Isidore Water Distribution System
<b>Drinking Water System Number:</b>	260091026
<b>Drinking Water System Owner:</b>	The Corporation of the Nation Municipality
<b>Operating Authority:</b>	The Nation municipality
<b>Drinking Water System Category:</b>	Large municipal Residential
<b>Period being reported:</b>	Jan. 1, 2018 to Dec. 31, 2018

**Does your Drinking-Water System serve more than 10 000 people?**

Yes ( ) No ( X )

**Is your annual report available to the public at no charge on a web site on the internet?**

Yes ( X ) No ( )

**Summary Report (170/03 Schedule 22) will be available for inspection at:**

<p><b>Municipal Office</b>  <b>The Corporation of the Nation municipality</b>  <b>958 Route 500 West</b>  <b>Casselman, ON</b>  <b>K0A1M0</b></p>
---

**List all Drinking-Water System, which receive all of their drinking water from your system:**

<b>Drinking Water System Name</b>	<b>Drinking Water System Number</b>
N/A	N/A

**Did you provide a copy of your annual report to all Drinking Water System owners that are connected to you and to whom you provide all of its drinking water?**

Yes ( ) No ( ) N/A

Indicate how you notified system users that your annual report is available, and is free of charge.

<p><b>( X ) Public access / Notice via the web</b></p> <p>( ) Public access / notice via government Office</p> <p>( ) Public access / notice via a newspaper</p> <p>( ) Public access / notice via Public Request</p> <p><b>( X ) Public access / notice via a Public Library</b></p> <p>( ) Public access / notice via another method_____</p>
---

**Describe your Drinking Water System**

The St-Isidore drinking water system is supplied with chloraminated water from the Lefaiivre WTP in Alfred-Plantagenet Township. The water first reaches the plantagenet booster station which consists of: one 84.4 m3 clearwell ; two high lift pumps each rated at 20 L/sec.; a chemical feed system designed to boost the chloramine level when needed; one flow meter; two Cl2 analyzers (free and total); and one 125 KW standby power generator. The high lift pumps deliver water from the clearwell to the water tower in the village of St-Isidore, from where the water is gravity fed to the community. The water tower is equipped with one flow meter; and two Cl2 analyzer (Free and Total) for ongoing residual monitoring. This operation is fully automated and remotely monitored by the SCADA System. Water Operators perform manual checks, log data, take water samples for water quality monitoring, and perform maintenance of the system. This facility operates under C of A # 7256-6NEMJ7.

**List all water treatment chemicals used over this reporting period**

Chemical Name	Supplier
Sodium Hypochlorite	Brenntag
Ammonium Sulfate	Brenntag
(Primary and secondary disinfection is achieved at Lefaiivre WTP)	

**Were any significant expenses incurred to?**

- ( ) Install required equipment
- ( ) Repair required equipment
- ( ) Replace required equipment

Please provide a brief description and a breakdown of monetary expenses incurred

Calibration of Flow meter	\$	1,500.00
Replaced all inside parts of Singer valve at Booster	\$	2,500.00
Valve manipulation	\$	1,500.00
Fire Hydrant inspection and flushing	\$	1,850.00

Provide details on the notices submitted in accordance with subsection 18(1) of the Safe Drinking Water Act or section 16-4 of schedule 16 of O.Reg.170/03 and reported to Spill Action Centre.

Incident Date	Parameter	Result	Unit of Measure	Corrective Action	Corrective Action Date
None					

Microbiological testing done under the Schedule 10, 11 or 12 of Regulation 170/03, during this reporting period.

	Number of samples	Range of E.Coli Or Fecal Results	Range of Total Coliform Results	Number of HPC samples	Range of HPC Results
		(min#)-(max#)	(min#)-(max#)		(min#)-(max#)
Distribution	156	0 - 0	0 - 0	52	0 - 14

Operational testing done under Schedule 7, 8 or 9 of Regulation 170/03 during the period covered by this Annual Report.

	Number of Grab samples	Range of Results	<i>For continuous monitors use 8760 as the number of samples.</i>
		(min#)-(max#)	
Chlorine Combined Dist. Syst,	8760	0.87 - 2.97	

**Note:** Record the unit of measure if it is not milligrams per liter. \*Average per day of combine chlorine in distribution syst.; min. 1.66 - max. 2.38 mg/L.

Summary of additional testing and sampling carried out in accordance with the requirement of an approval, order or other legal instrument.

Date of Legal instrument issued	Parameter	Date Sampled	Result	Unit of Measure
N/A				

St-Isidores Drinking Water System

Ontario Regulation 170/03, Section 11 Annual Report 2018

**Summary of Inorganic parameters tested during this reporting period or the most recent sample results**

Parameter	Sample date	Result value (mg/L)	Limit (mg/L)	Exceedance
Alkalinity	05-Apr-18	45		
Hardness	05-Apr-18	45		
Conductivity	05-Apr-18	201 µmho/cm		
Iron	05-Apr-18	0.038		
Magnesium	05-Apr-18	3.32		
Manganese	05-Apr-18	0.013		
PH	05-Apr-18	7.84		

**Summary of Lead testing under Schedule 15.1 during this reporting period**

Location Type	Number of samples	Limit of Lead Results	Range of Lead Results		Number of Exceedance
			(min #)	(max #)	
Plumbing	N/A				N/A
Distribution	4	0.01	0.0024	0.00201	No

**Summary of Organic parameters sampled during this reporting period or the most recent sample results**

Parameter	Sample date	Result value	Limit	Exceedance
THM (Note : show last annual average)	Jan 9, Apr 5, July 9 & 17 & 25, Oct 2	0.0738 mg/L	0.100 mg/L	Halfmac
Chloroform				
Bromodichloromethane				
Bromoform				
Dibromochloromethane				
HAA	Jan 9, Apr 5, July 9, Oct 2	0.0499	0.80 mg/L	N/A

**List any Inorganic or Organic parameter(s) that exceeded half the standard prescribed in Schedule 2 of Ontario Drinking Water Quality Standards.**

Parameter	Result Value	Unit of measure	Date of sample
THM's	0.0738	mg/L	annual average